


# SwitchDin Droplet

Quick Installation Guide for Q Cells Q Home System



# Droplet Placement

Options for Droplet Location



**Option 1:**  
Mounted with the Q Home system.

**Note:** If mounted outside the Droplet should be enclosed in a suitable enclosure.



**Option 2:**  
Mounted with the electrical switchboard. (ensure installation complies with AS3000)



**Option 3:**  
Mounted within the home near the home internet router.

# Droplet Power Supply



## Option 1:

Connect the Micro USB power pack to the micro USB port of the Droplet and plug the power pack into a 240v GPO. (Power pack included with Droplet)



## Option 2:

Connection via a switchboard DIN mounted 240vAC to a 5vDC power supply using a micro USB connection lead, plugging the lead into the micro USB port of the Droplet. (DIN mount power supply and lead not included)

# Connecting the Droplet

## Option 1: Droplet Direct Connect (Home Internet)



Connect the Droplet to the Q Home System using a USB Ethernet adaptor. (USB adaptor included. Ethernet cables not included)



Connect the Droplet to the internet by ethernet to the home router



# Connecting the Droplet

## Option 2: Via Home Router



Connect the Droplet to the Q Home System using an Ethernet cable to the home router. (USB adaptor included. Ethernet cables not included)



Connect the Droplet to the internet using an Ethernet cable to the home router.



# Connecting the Droplet

## Option 3: Droplet Wi-Fi Connect (Home Internet)

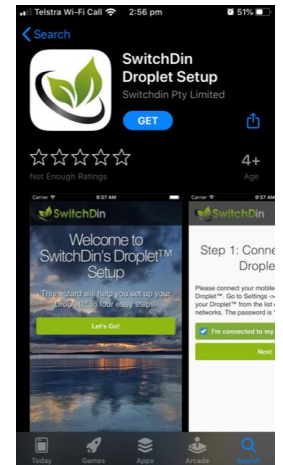


Connect the Droplet to the Q Home System using a USB Ethernet adaptor. (USB adaptor included. Ethernet cables not included)



Connect the Droplet to the internet by Wi-Fi to the home router.

To do this you will need to down load the SwitchDin Installer App from Apple App Store or from Google Play.



# Connecting the Droplet

## Option 4: Droplet Direct Connect (4G)

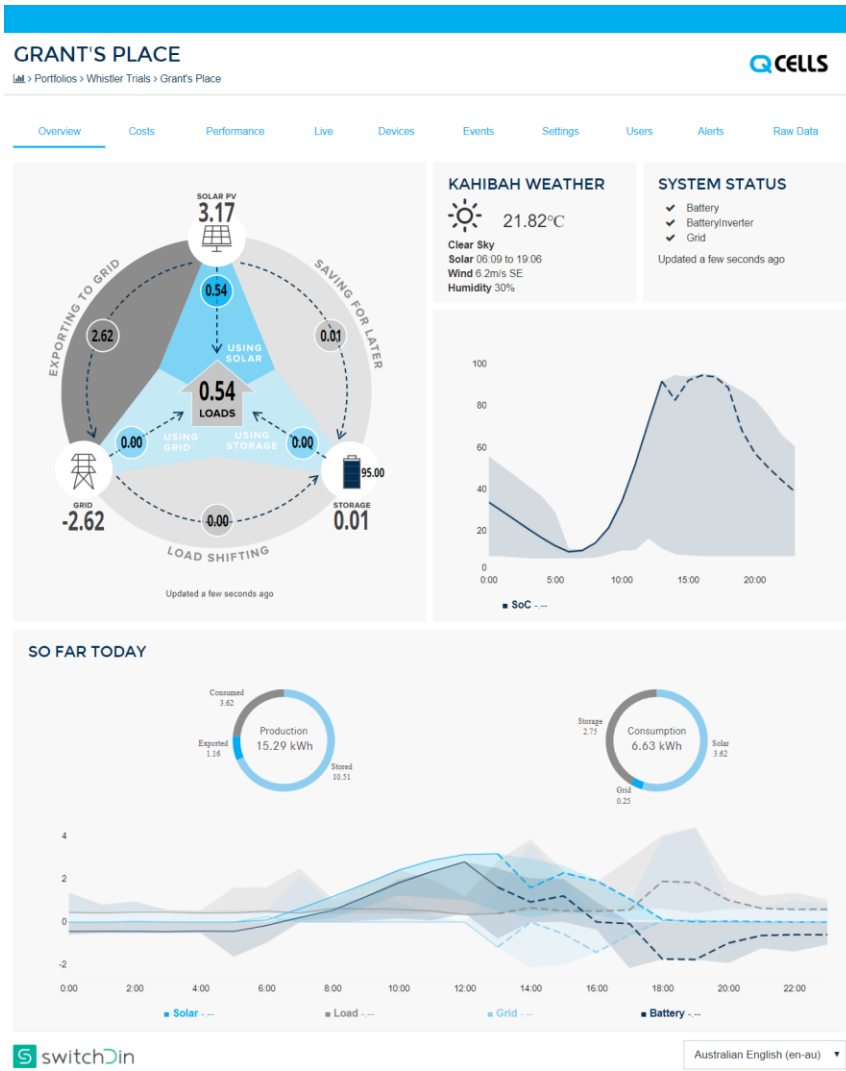


Connect the Droplet to the Q Home System using a USB Ethernet adaptor. (USB adaptor included. Ethernet cables not included)



Connect the Droplet to the internet using a 3G / 4G Modem.





# StormCloud Portal

The Droplet comes Q Home configured and is simply plug and play.

If you are a SwitchDin Trained Q Home Installer, you will be able to set up a new user unit within StormCloud.

If you haven't received SwitchDin training you will need to contact SwitchDin Customer Support for assistance.

SwitchDin Customer Support Line: 02 4786 0426

